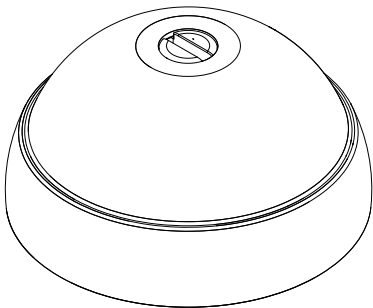


# UFO<sup>3</sup>



ALTEZZA DI INSTALLAZIONE SUGGERITA  
SUGGESTED INSTALLATION HEIGHT  
ALTURA DE INSTALACIÓN SUGERIDA  
HAUTEUR D'INSTALLATION SUGGÉRÉE

# INDEX

## FORD

|                 |   |
|-----------------|---|
| Transit Connect | 6 |
| Transit Courier | 7 |
| Transit Custom  | 8 |
| Transit Van     | 9 |

## VOLKSWAGEN

|             |    |
|-------------|----|
| Caddy       | 10 |
| Transporter | 11 |
| Crafter     | 12 |

## FIAT

|         |    |
|---------|----|
| Fiorino | 13 |
| Doblò   | 14 |
| Talento | 15 |
| Ducato  | 16 |

## IVECO

|       |    |
|-------|----|
| Daily | 17 |
|-------|----|

## Mercedes

|          |    |
|----------|----|
| Citan    | 18 |
| Vito     | 19 |
| Sprinter | 20 |

## RENAULT

|        |    |
|--------|----|
| Kangoo | 21 |
| Trafic | 22 |
| Master | 23 |

## CITROËN

|              |    |
|--------------|----|
| Berlingo Van | 24 |
| Jumpy        | 25 |
| Jumper       | 26 |

## OPEL | VAUXHALL MOTORS

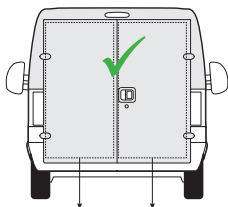
|             |    |
|-------------|----|
| Combo Cargo | 27 |
| Vivaro      | 28 |
| Movano Van  | 29 |

## PEUGEOT

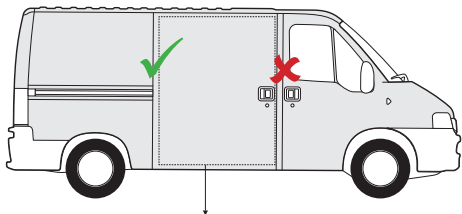
|         |    |
|---------|----|
| Partner | 30 |
| Expert  | 31 |
| Boxer   | 32 |

## DACIA

|        |    |
|--------|----|
| Dokker | 33 |
|--------|----|



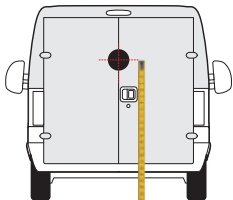
|    |             |                 |
|----|-------------|-----------------|
| IT | Porta fissa | Porta battente  |
| EN | Fixed door  | Swing door      |
| ES | Puerta fija | Puerta batiente |
| FR | Porte fixe  | Porte battante  |



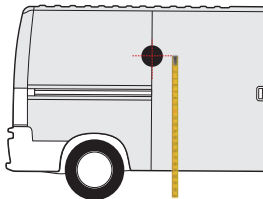
IT Porta scorrevole  
EN Side loading door  
ES Puerta corredera  
FR Porte coulissante



TRANSIT CONNECT



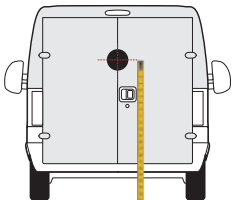
1500mm



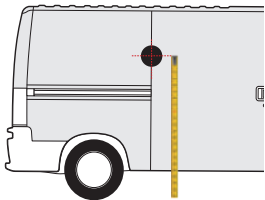
1500mm



TRANSIT COURIER



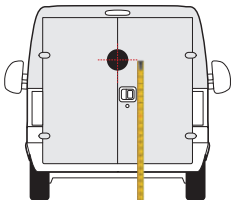
1450mm



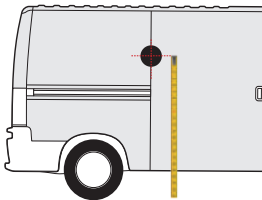
1450mm



TRANSIT CUSTOM



1600mm

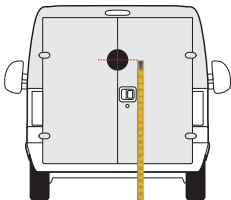


1600mm

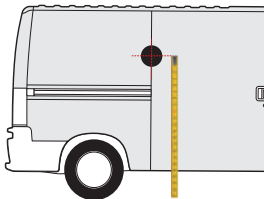




TRANSIT VAN



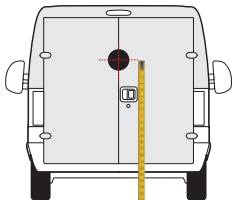
1700mm



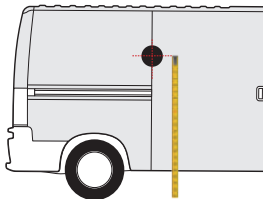
1650mm



CADDY



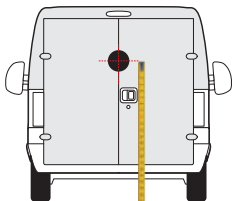
1500mm



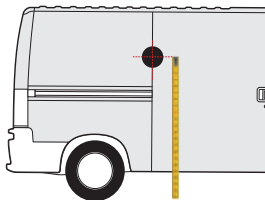
1450mm



TRANSPORTER



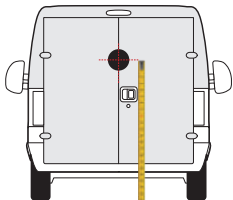
1500mm



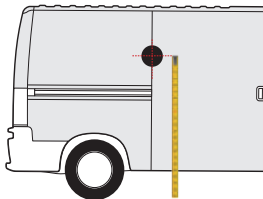
1400mm



CRAFTER



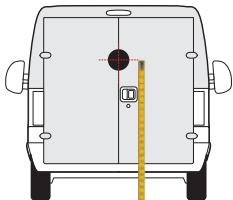
1800mm



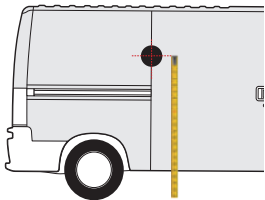
1800mm



FIORINO



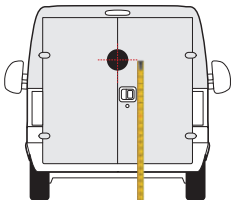
1300mm




1200mm



DOBLÒ



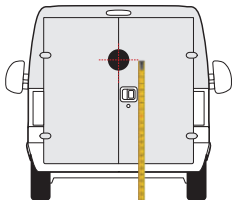
1600mm



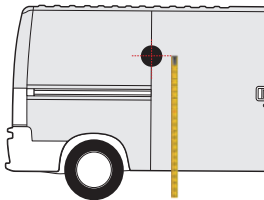
1500mm



TALENTO



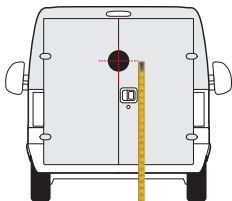
1550mm



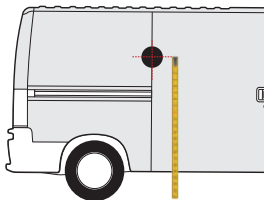
1400mm



DUCATO



1650mm



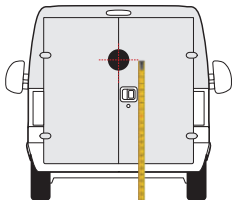
1650mm



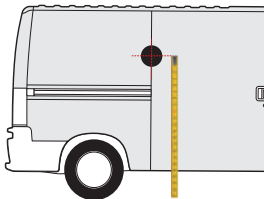
# IVECO



DAILY



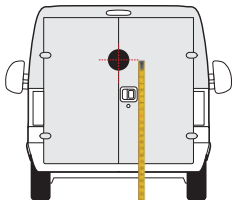
1800mm



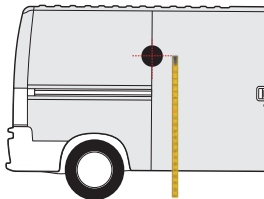
1700mm



CITAN



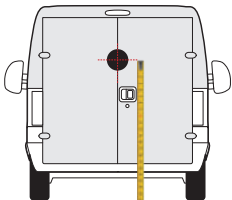
Coming Soon



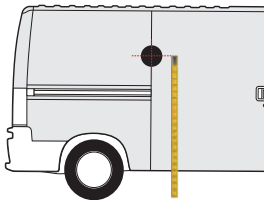
Coming Soon



VITO



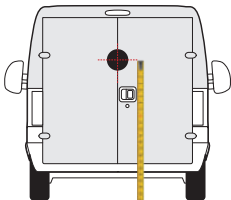
Coming Soon



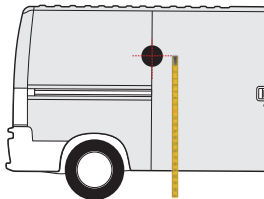
Coming Soon



SPRINTER



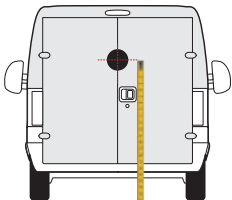
Coming Soon



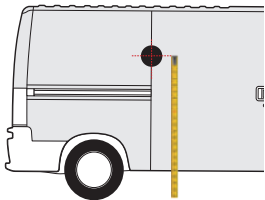
Coming Soon



KANGOO



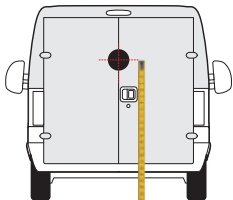
1350mm



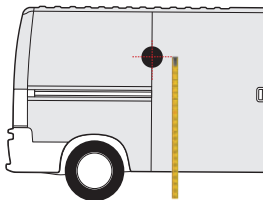
1350mm



TRAFIC



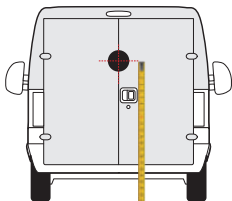
1550mm




1350mm



MASTER



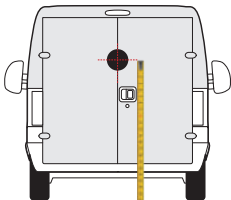
1600mm




1600mm



BERLINGO VAN



1450mm

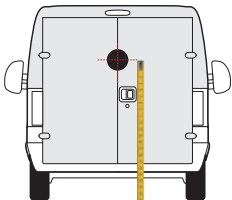


1400mm

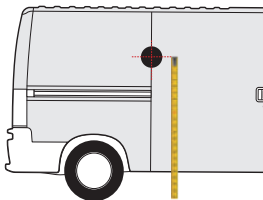




JUMPY



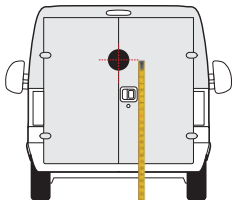
1500mm



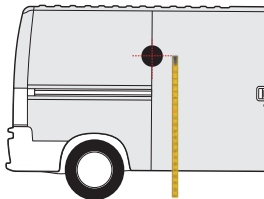
1500mm



JUMPER



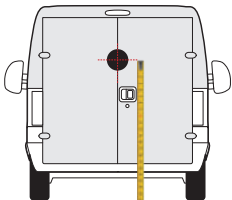
1650mm



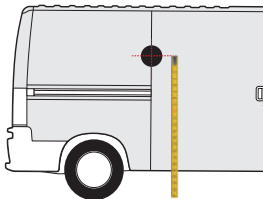
1650mm



COMBO CARGO



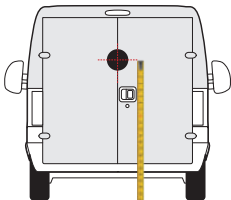
1600mm



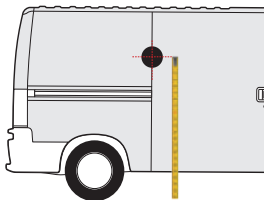
1500mm



VIVARO



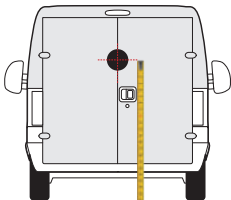
1550mm



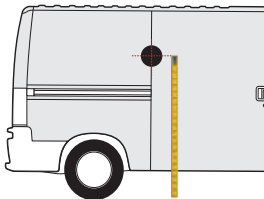
1400mm



MOVANO VAN



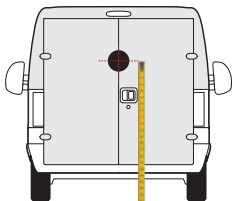
1600mm



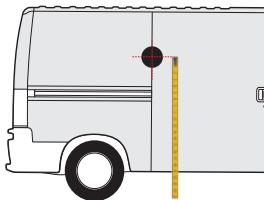
1600mm



PARTNER



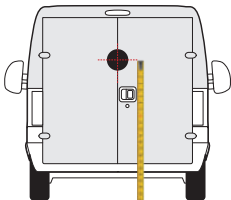
1450mm



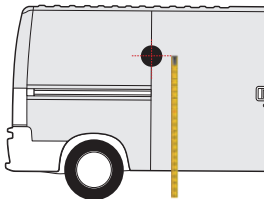
1400mm



EXPERT



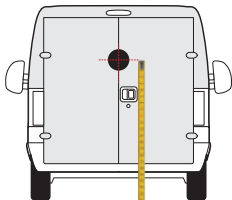
1550mm



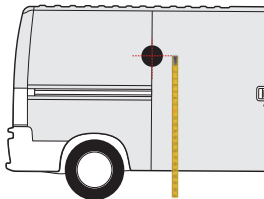
1350mm



BOXER



1650mm

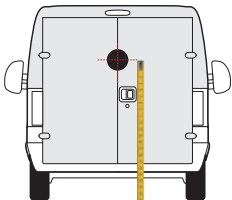


1650mm

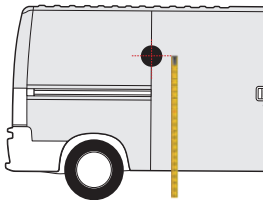




DOKKER



1400mm



1400mm

VIDEO DI INSTALLAZIONE  
INSTALLATION VIDEO  
VIDEO DE INSTALACIÓN  
VIDÉO DE L'INSTALLATION

IT

EN

IT

EN

# MERONI SERRATURE

## Cerraval

P.I. Fuente del Jarro Carrer  
Islas Canarias 29 46988  
Paterna, Valencia  
t: +34 96 1325395  
e: [cerraval@cerraval.es](mailto:cerraval@cerraval.es)  
w: [cerraval.es](http://cerraval.es)

## Serrature Meroni S.p.A.

via Valsorda snc, S.P. 40  
Inverigo (CO) - Italia  
t: +39 031 6949301  
e: [ufo@serme.it](mailto:ufo@serme.it)  
w: [ufomeroni.com](http://ufomeroni.com)